

Easter Holiday Activities

Dear Connaughtians,

Over the Easter holidays, we have put together some activities for you to complete. The information in this PowerPoint consists of the following:

Timetable of the week

Project Ideas

Diary entry ideas

Fun websites

Other fun activities

As your lovely teachers are having their Easter break, none of this work needs to be emailed in as the teacher's emails are turned off during holidays.

Easter holiday timetable

Monday	Tuesday	Wednesday	Thursday	Friday
15 minutes of reading	15 minutes of reading	15 minutes of reading	15 minutes of reading	15 minutes of reading
10 minutes of spelling activity using spellings in your homework diary	10 minutes of spelling activity using spellings in your homework diary	10 minutes of spelling activity using spellings in your homework diary	10 minutes of spelling activity using spellings in your homework diary	10 minutes of spelling activity using spellings in your homework diary
15 minutes of times tables rock stars	15 minutes of times tables rock stars	15 minutes of times tables rock stars	15 minutes of times tables rock stars	15 minutes of times tables rock stars
Diary Entry See separate page	Diary Entry See separate page	Diary Entry See separate page	Diary Entry See separate page	Diary Entry See separate page
https://whiterosemaths.com/homelearning/ Choose a White Rose Lesson to complete	https://whiterosemaths.com/homelearning/ Choose a White Rose Lesson to complete	https://whiterosemaths.com/homelearning/ Choose a White Rose Lesson to complete	https://whiterosemaths.com/homelearning/ Choose a White Rose Lesson to complete	https://whiterosemaths.com/homelearning/ Choose a White Rose Lesson to complete
Project See separate page	Project See separate page	Project See separate page	Project See separate page	Project See separate page

Project Ideas

Make your own Mini Crazy Golf Course

All you need is some recycling junk(we all have so much being at home). Scissors and sticky tape. Let your imagination go wild...

Create an animal using milk bottles.



Stop motion animation.

There are apps that can be downloaded or imovie will work just as well. Using small figures, lego is perfect, as are things like playmobile, sylvanian
Position them and take a photo, then move them slightly and take another photo. The smaller the movement the better.
Then put them all together in a movie and send in the results to school
The could even do it whilst building a lego object - one brick = 1 photo

Bored Jar

Create a bored jar and put lots of fun activities inside for your child to choose from. Have fun creating it together. Lots of ideas are available in this website and I have come up with more below:-
<https://www.muminthemadhouse.com>

Make Easter

cards <https://www.redtedart.com/easy-easter-cards/>

Make paper plate

chicks <https://www.muminthemadhouse.com/paper-plate-hand-print-chick/>

Make Easter masks e.g. chicks, bunnies,

lambs <https://www.itsybitsyfun.com/easter-masks.html>

Fun garden project and craft ideas e.g. soil art, make a butterfly puddle, make plant people <https://kidsgardening.org/garden-activities/>

Free virtual Visits to 17 European museums.

<https://www.demotivateur.fr/article/visiter-des-musees-sans-bouger-de-son-canape-le-plan-parfait-pendant-la-quarantaine-19057>

10 gardening projects for kids e.g. fairy garden, twig teepee, bug

box <https://www.gardenersworld.com/how-to-grow-plants/10-gardening-projects-for-kids/>

Easter Rock

painting <https://www.pinterest.co.uk/sandrapaige1290/easter-rocks/>

Write a poem about Easter using an acrostic poem idea.

E
A
S
T
E
R

Diary entry ideas

When writing a diary, it doesn't have to be a paragraph of writing. The following pages give ideas about how you can keep a diary without always writing a paragraph.

Acrostic Diary

Monday was a great day as we played Monopoly as a family and I won!

On the television, I watched my favourite film called 'The Secret Life of Pets'.

Nearly Easter time so we are beginning to count down the days.

Daily exercise was completed this morning by all of the family.

All of the family ate dinner together which was sausage and mash

Yesterday was a great day, today was even better so I can't wait until tomorrow.

Journey of your day

Before long, I realised it was snack time and I enjoyed some delicious home made cake with icing on the top!

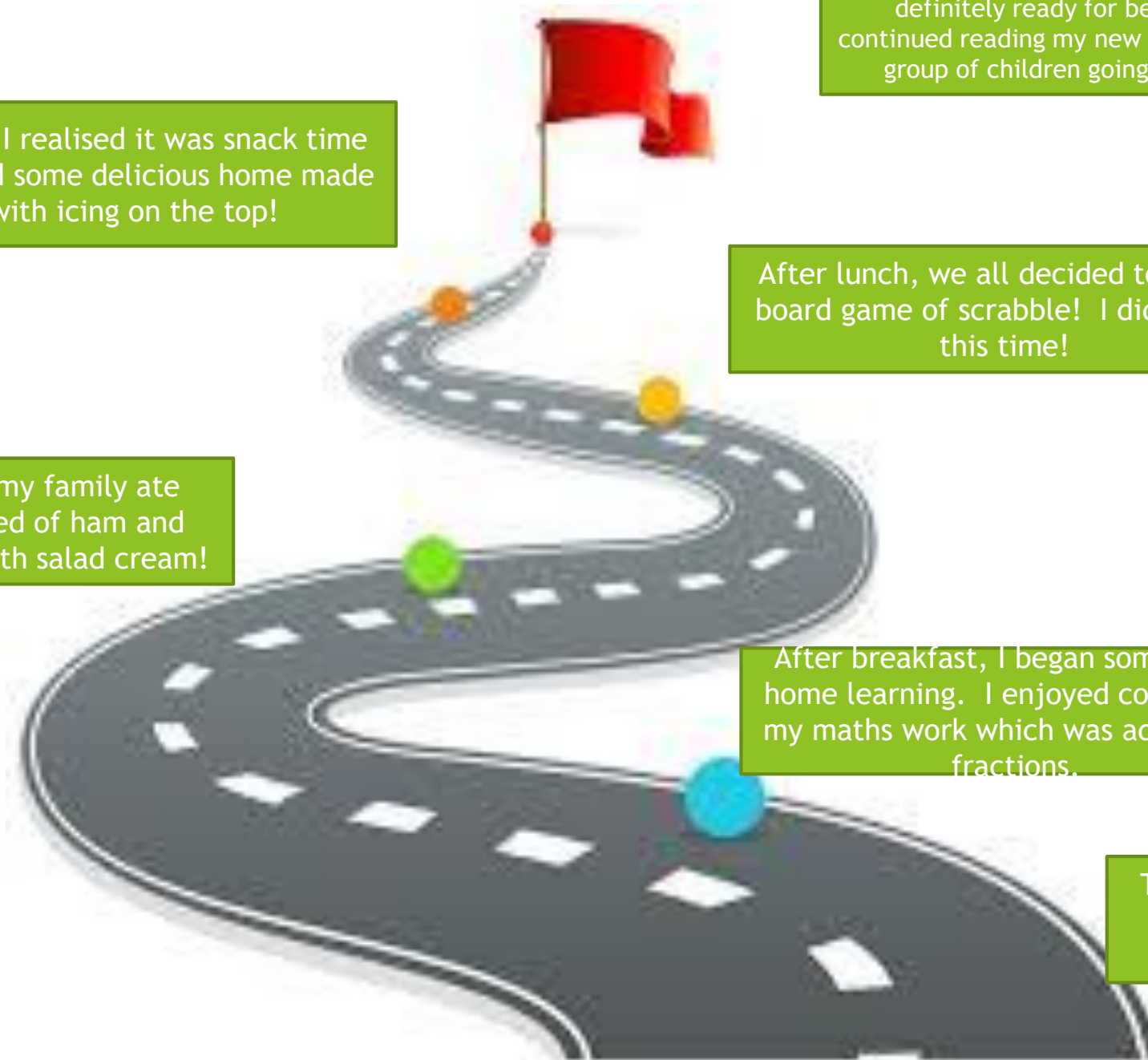
At 1 o'clock, all of my family ate lunch which consisted of ham and cheese sandwiches with salad cream!

After lunch, we all decided to play a board game of scrabble! I didn't win this time!

After breakfast, I began some of my home learning. I enjoyed completing my maths work which was addition of fractions.

This morning I woke up and decided to eat my breakfast straight away before I completed my exercise.

After a busy day I was exhausted so I was definitely ready for bed. Before bed, I continued reading my new book which is about a group of children going on an adventure.



Picture of your day

Choose the best part of your day and draw a picture about it. Around the outside, choose a noun (something in the picture) and write some description. Choose a SPAG element from your year group. I have included some examples.

In the sky were light fluffy clouds which were moving gently in the breeze.




Tall trees with long branches.

Picture with words

You could create a picture with words similar to this one using words to describe your day



Write your diary entry as a page from a story book



Written diary entry

The day I thought would never come had finally arrived - the new Star Wars film was finally being shown on the television for the first time and I was allowed to watch it with my sister! Every since my dad first showed me the Star Wars films, they have been my favourite - I have watched some of them so many times that I have memorised whole sections of the script!

We knew the time that the film would be on the television and I made sure that my friends hadn't told me anything about it as I didn't want it to ruin the story line. I decided that I would wear my Darth Vader costume whilst watching the film - why not hey?

Before the film started, the delicious smelling popcorn with sugar and salt on was made for us, the curtains were drawn so it made us feel as if we were in a cinema and the drinks were ready!

As we relaxed onto the sofa, the film finally began. My sister and I looked at each other and smiled! For the next two hours, we were completely bewitched by the story and I continued to stare at the television screen even as the credits began to roll. When I became aware of my sister saying "The film is finished!" I realised that it had finished!

For the rest of the day I spoke about the film and we shared what we thought of it - it was AMAZING! I felt as though someone had flicked a switch in my brain - my imagination was on fire! I couldn't wait to watch it again and start to learn some of the lines. Today was a great day.

Fun website to look at...

- ▶ <https://designsoda.co.uk/ideas-occupying-kids-lockdown/>
- ▶ <https://www.woodlandtrust.org.uk/blog/2020/03/kids-nature-activities-self-isolation/>
- ▶ <http://brightonbricks.com/lego-activities>
- ▶ <https://www.youtube.com/watch?v=ltincwrwWhA>
- ▶ <https://www.rspb.org.uk/fun-and-learning/for-kids/games-and-activities/activities/>
- ▶ <https://kidsgardening.org/garden-activities-photo-fun/>
- ▶ Hobbycraft website have some activities to complete

Other activities to look at

Scavenger hunts....

INDOOR SCAVENGER HUNT

primary playground

- Find a fork.
- Find something that is red.
- Find a tissue box.
- Find 3 things that have wheels.
- Find an orange crayon.
- Find something that is very soft.
- Find a band-aid.
- Find a key.
- Find 2 socks that match.
- Find something round.
- Find a sticker.
- Find a rubber band.
- Find a pair of glasses.
- Find an envelope.



RAINBOW SCAVENGER HUNT

primary playground

- 🌈 Find something red.
- 🌈 Find something yellow.
- 🌈 Find something orange.
- 🌈 Find something green.
- 🌈 Find something blue.
- 🌈 Find something purple.
- 🌈 Name a fruit that is red.
- 🌈 Name an animal that is yellow.
- 🌈 Name a vegetable that is orange.
- 🌈 Name a plant that is green.
- 🌈 Name a flower that is purple.
- 🌈 Name something outside that is blue.



Scavenger hunts....

INVENTOR SCAVENGER HUNT


primary playground

- Find something that you can turn.
- Find something that is bumpy.
- Find something that is metal.
- Find something you put together.
- Find 3 things that are round.
- Find something you twist.
- Find something shiny.
- Find something you can roll.
- Find a tube.
- Find 3 things that are squishy.
- Find something clear.
- Find something that can bounce.



BOOK SCAVENGER HUNT

- Find an animal in a book. primary playground
- Find the word spring in a book.
- Find someone helping someone in a book.
- Find a picture of a sun in a book.
- Find a book that makes you laugh.
- Find a bug in a book.
- Find someone sleeping in a book.
- Find a character eating in a book.
- Find a pet in a book.
- Find a cat in a book.
- Find a superhero in a book.
- Find a bike in a book.

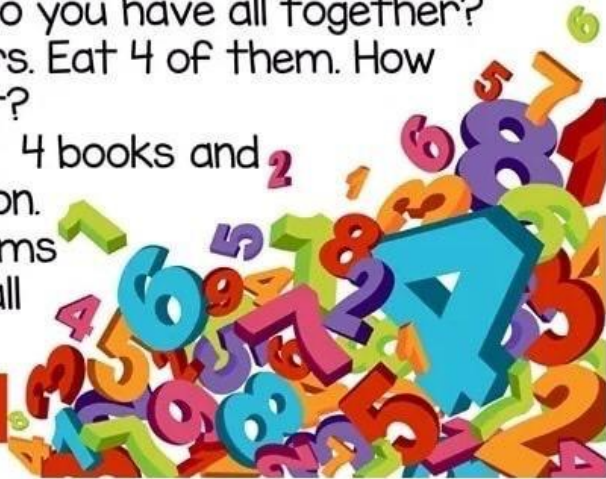


Scavenger hunts....

MATH SCAVENGER HUNT

primary playground

- Find 2 pencils and 1 blue crayon. How many items do you have now?
- Find 5 blocks and 2 pennies. How many items do you have now? Take away 3 blocks. How many items are left?
- Find 4 socks and 2 stuffed animals. How many items do you have all together?
- Find 8 crackers. Eat 4 of them. How many are left?
- Find 3 spoons, 4 books and 2 orange crayon. How many items do you have all together?



BACKYARD SCAVENGER HUNT

primary playground

- ☁ Find 3 kinds of leaves..
- ☁ Find something yellow.
- ☁ Name a bug that is red.
- ☁ Find 2 sticks.
- ☁ Find something that smells good.
- ☁ Name something you see in the sky.
- ☁ Find something that is round.
- ☁ Find something that grows that is green.
- ☁ Find a bird.
- ☁ Find 3 different colored rocks.
- ☁ Find something purple.
- ☁ Find a bug.



Scavenger hunts....

SPRING SCAVENGER HUNT

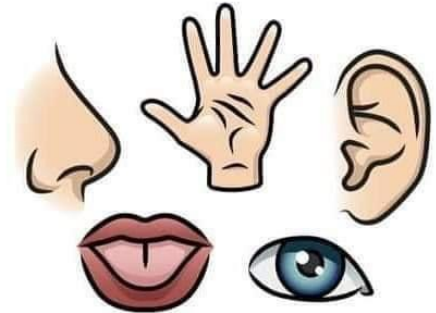
- ✿ Find a yellow flower. primary playground
- ✿ Find 3 different shaped leaves.
- ✿ Find something that is red.
- ✿ Find a spider web.
- ✿ Find something that flies.
- ✿ Name 2 things you see in the sky.
- ✿ Find something that is long.
- ✿ Find something that grows that is green.
- ✿ Find 2 birds.
- ✿ Find some water.
- ✿ Find something purple.
- ✿ Find something that crawls.



5 SENSES SCAVENGER HUNT

primary playground

- Find something that makes a crunch sound.
- Find something that tastes sour.
- Find something that smells good.
- Find something smooth.
- Find 3 of the same thing.
- Find something that smells bad.
- Find something that tastes sweet.
- Find something loud.
- Find something long.
- Find something soft.
- Find something white.
- Find something quiet.
- Find something rough.



30 Day LEGO Challenge

Follow the instructions for each day. The only rule is to have fun and use your imagination!				Day 1 You were hired by an amusement park to create a new roller coaster.	Day 2 NASA needs you to build a new rocket.	Day 3 Your parents want to build a new home and they want you to build it.	Day 4 Hollywood hires you to build a movie set for a new Star Wars movie.
Day 5 You enter a contest to build the world's tallest tower. Will you win?	Day 6 You are stuck on Mars and need to build a new ship to get home.	Day 7 Ford hires you to create the toughest pick up truck in the world.	Day 8 You and 4 friends are stranded on an island. Build a boat to find a way home.	Day 9 Captain Hook needs a new pirate ship and wants you to build it.	Day 10 You and your friends decide to build a tree house.	Day 11 Prince Charming hires you to build a castle for him & Cinderella.	
Day 12 Dr. Who hires you to build a new TARDIS.	Day 13 You are asked by the President to build a new monument to George Washington.	Day 14 Mr. Hilton hires you to build a new hotel.	Day 15 There is a circus in town. Build a place for the performance.	Day 16 Help your fellow pioneers build a wagon to make it across the country.	Day 17 Build the fastest car around and join the big car race.	Day 18 Do you wanna build a snowman? Get in the winter mood and build a snow scene.	
Day 19 The city wants you to build a bridge to connect one side of the town to the other.	Day 20 Pizza party! It is up to you to make a pizza for all the guests.	Day 21 You are hired to build a brand new hospital.	Day 22 The fence is broke and the dog keeps escaping. Build one he can't get out of.	Day 23 You are now in medieval times. You are commissioned to build a jousting arena.	Day 24 The local bank keeps getting robbed. Build a safe no one can crack.	Day 25 Design and build your dream bedroom.	
Day 26 You are elected ruler. Build a flag for your land.	Day 27 Aliens are invading and you need to build a war robot to defeat them.	Day 28 The aliens have taken over. They are impressed by your robot. They want you build one for them.	Day 29 You are hired to build a house entirely out of yellow Legos.	Day 30 There is blizzard. You will need to build a snowmobile		What was your favorite day?	

30-Day Song Challenge

BROADWAY EDITION

PLAYBILL

Day 1

A song that you love to belt in your shower

Day 2

A song with a color in the title

Day 3

A song from a Disney musical

Day 4

A song from a Tony-winning show you love

Day 5

A song that boosts your confidence

Day 6

A song that you've auditioned with

Day 7

A song that you love to sing at karaoke

Day 8

A song that reminds you of summer

Day 9

A song with a number in the title

Day 10

A song that makes you cry

Day 11

A song that's an 11 o'clock number

Day 12

A song from the year you were born

Day 13

A song from a show you think closed too soon

Day 14

A song with a person's name in the title

Day 15

A song you've performed for an audience

Day 16

A song you'd want played at your wedding

Day 17

A song with a dance break

Day 18

A song that's about falling in love

Day 19

A song sung by two or more people

Day 20

A song that reminds you of your childhood

Day 21

A song by an artist whose voice you love

Day 22

A song about a broken heart

Day 23

A song from a musical that's never been on Broadway

Day 24

A song that you love to play on road trips

Day 25

A song that relaxes you

Day 26

A song from a musical that's had a revival

Day 27

A song from a jukebox musical

Day 28

A song from a musical set in New York City

Day 29

A song from your dream role

Day 30

A song that reminds you why you love

Egg box Easter egg bunny



The Leakproof Bag

You will need:

- Sharpened pencils or skewers
- A sealable bag
- Water



1. Make sure your pencils are sharp before you begin.
2. Fill three quarters of your bag with water and seal it.
3. Holding the top of the bag with one hand, use the other hand to push a pencil right through to the other side. Like magic, there are no leaks!
4. Repeat with several pencils – making sure they are pushed through in different places on the bag.

Test how many pencils your bag can hold!

Do pencils with flat or round edges work best?

Try different thicknesses of bag to see which works best.

THE SCIENCE

The Science for this one is quite complicated! The bag is made out of a polymer which has lots of molecules attached together in long chains (think strands of cooked spaghetti!). The tip of the pencil can easily push apart the flexible strands of spaghetti but the strands' flexible property helps to form a temporary seal against the edge of the pencil. When the pencil is removed, the hole in the plastic bag remains because the molecules were pushed aside permanently and the water leaks out.

@MrsBpriSTEM

Invisible Ink

You will need:

- Lemon juice
- Cotton bud or a paint brush
- Cup
- Paper
- Candle



1. Add about 1 tablespoon of lemon juice to the cup. Fresh squeezed or bottled juice will work just fine.
2. Soak the cotton bud or paint brush in lemon juice and use it to write a message on your paper.
3. Once it is dry, it will be invisible.
4. CAREFULLY hold your paper over a lit candle to reveal your message – try not to set fire to the paper. Get an adult to help you and make sure you have a bowl of water next to you just in case!

You can also "iron" your paper but don't use the steam setting. Put a dry cloth between the paper and iron to protect the iron's surface.

THE SCIENCE

The paper discolours before the rest of the paper gets hot enough to do so. Lemon juice contains carbon compounds which are colourless at room temperature. Heat breaks down these compounds and releases the carbon. When carbon comes in contact with air (specifically oxygen), oxidation occurs and the substance turns light or dark brown.

Try different fruit juices – or milk! – and compare the results.

DIY Lava Lamps

You will need:

- Vegetable/sunflower oil
- Vinegar
- Food colouring
- Bicarbonate of soda
- Tall glass or bottle
- Spoon
- Small cup



1. Add three spoons of bicarbonate of soda into the tall glass or bottle.
2. Fill two thirds of the container with oil – but don't mix!
3. In the small cup, add some vinegar and several drops of food colouring.
4. Slowly add drops of your coloured vinegar into your oil/bicarb mixture and watch your lava lamp come to life!

Why not try adding different colours to your lava lamp?

THE SCIENCE

Oil and vinegar do not have the same density (how heavy something is for its size). Vinegar is more dense than this type of oil - that's why it sinks to the bottom of the container.

Once the vinegar touches the bottom of the container, it reacts with the bicarb.

This chemical reaction creates bubbling carbon dioxide which rises – these are the bubbles you see within the container.

@MrsBpriSTEM

How to Grow a Rainbow

You will need:

- Kitchen roll/paper towel
- Felt tip pens
- Two small bowls of water
- Paper clip
- Thread



1. Cut your kitchen roll into the shape of a rainbow.
2. Colour a rainbow with felt tips about 2 cm up on both sides.
3. Attach your paper clip to the top and tie a piece of thread to it. This will give you something to hold your rainbow with.
4. Fill each small container with water.
5. Hold your rainbow with the ends slightly submerged in the water then watch your rainbow grow!



THE SCIENCE

A brief introduction to 'capillary action'! Water molecules like to stick to things - including themselves. Sticking to things is called *adhesion* and sticking to itself is called *cohesion*. The fibres in kitchen roll make lots of little holes. Water is 'sucked' through the holes because of adhesion (liking to stick to other things) and cohesion (liking to stick to itself) means the rest of the water follows. The water pressure will eventually slow down and the pressure of gravity will mean it stops moving.

Grow your own Hanging Crystals

You will need:

- Two glass jars
- Hot water
- Bicarbonate of soda
- Two paper clips
- String or wool
- Small plate

1. Pour hot water into the two jars and stir in bicarbonate of soda until no more will dissolve (about 6 teaspoons). When a layer forms at the bottom of the jars, this means no more will dissolve.
2. Tie a paper clip to each end of the piece of wool or string and place each end in each jar so it hangs between.
3. Put a small plate underneath the wool between the jars.
4. Leave the jars for a week. Crystals will begin to form along the wool - hanging down like stalactites. You may even get crystal stalagmites forming on the plate!

THE SCIENCE

You've created a super-saturated solution. Hot water can hold more dissolved bicarb than cold water because the molecules are further apart. When the water cools, the bicarb can no longer 'fit' in the water and 'clings' to the wool. As the water evaporates, crystals form. These crystal strings get longer as more water drips down.



@MrsBpriSTEM

Art using chalk



Reading to a family member

Each day at a certain time, call a member of your family and read to them one of your favourite stories.

Sharing Ideas

If you have any amazing ideas of activities you are planning on doing over the Easter holiday, please share them with other parents.

Thank you