

Whole School Reading Week 1

All of these lessons are linked to your own reading book

Reading

- ▶ Before completing each activity, read either a few pages or a chapter of your own reading book and work through this PowerPoint - an activity each day.

Activity 1 - Character Work

Base Camp	Climbing	Peak	Summit
Draw a picture of your main character	<p>Write 5 adjectives around the outside.</p> <p>Try using some expanded noun phrases.</p> <p>Hideous creature with green skin</p> <p>Horrible head with grease and grime.</p>	<p>Write a character description.</p> <p>Deep inside the darkest cave lived a hideous creature with green skin, who was known as Dink. Covered from head to toe in grotesque white pimples and crusty mud soaked skin, was this creature. You could smell Dink before you could EVEN see him. On the very top of his horrible head with grease and grime, lived a family of lice that played all day in his bright green, unwashed hair. His enormous muscles escaped from his tiny clothes, which were soaked in sweat. Not only was Dink disgusting, he also had a terrible attitude.</p>	Use a thesaurus to improve some of your adjectives.

Activity 2 - Comic Strip

Base Camp	Climbing	Peak	Summit
Draw one of your characters as a cartoon character.	Draw one frame of your cartoon strip. <i>Look at the next few slides.</i>	Draw two frames of your cartoon strip. <i>Look at the next few slides.</i>	Draw three frames of your cartoon strip. <i>Look at the next few slides.</i>




Early one morning ...

Take this basket to Granny.



I'm going to Granny's house!

Granny lived on the other side of the wood.



Nearby a crafty wolf was watching.

Yum!



Where are you going?



To Granny's house.





I'll run on ahead to Granny's house and get there before Little Red Riding Hood.

Why don't you pick some flowers?



What a good idea.

The hungry wolf ran to Granny's house and ate Granny in one gulp!



Suddenly, the hungry wolf jumped out of bed and

All the better to eat you with!



Little Red was very tasty!

At that moment a woodcutter burst in



I'll save you ladies!

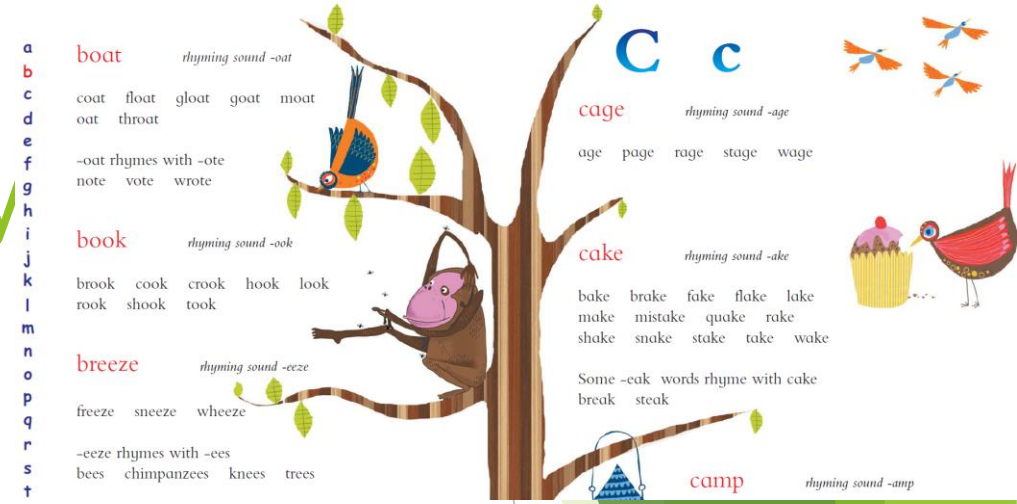


Stay for tea!



Thank you very much!

Activity 3 - Dictionary / Glossary



Base Camp	Climbing	Peak	Summit
What is a glossary and a dictionary?	Create a glossary of your favourite words from your book if you are reading a non-fiction book or a dictionary for a fiction book.	Create a glossary of your favourite words from your book if you are reading a non-fiction book or a dictionary for a fiction book.	Create a glossary of your favourite words from your book if you are reading a non-fiction book or a dictionary for a fiction book.
	Include 5 words	Include 10 words	Include 15 words

Makes your Glossary/Dictionary as interesting as possible. Draw pictures / add decorations.

Glossary

A glossary is part of a non-fiction book. It lists words from the book in alphabetical order and gives their meanings.

Look at the glossary. Then answer the questions.

atmosphere

mass of air around the Earth

climate

weather patterns that are typical in an area over time

humidity

moisture in the air

hurricane

storm with strong, fast winds and heavy rain

lightning

flash of light caused by electricity in the atmosphere

meteorologist

person who studies and predicts weather

thunder

loud sound that happens during a storm

tornado

storm with swirling winds that travels over the land



tropical storm


storm with very strong winds but which is not as strong as a hurricane

wind speed

how fast the wind is blowing

Activity 4 - Book Page Blackout.

Base Camp	Climbing	Peak	Summit
<p>Look at the example on the next slide.</p>	<p>Choose a page in your book and blank out words to make a poem.</p> 	<p>Write the poem in neat</p> <p><i>Anyone can Scribble out words, The clever part is knowing which words to leave.</i></p>	<p>Decorate your poem.</p> <p><i>Anyone can Scribble out words, The clever part is knowing which words to leave.</i></p> 



anyone

can

Scribble

out

words

the

clever


part is

knowing

which

words

to leave



Activity 5 - design a new front cover

Base Camp	Climbing	Peak	Summit
Look at lots of examples of front covers.	Look at your front cover and think of one thing you want to keep	Draw a new front cover with the one part of the original front cover you want to keep	Add in the author and front cover.