







2) Name these 2D shapes. Then, colour each internal angle to identify acute, obtuse and right angles.

blue  
acute angles

red  
obtuse angles

green  
right angles

purple  
right angles

a) 	b) 	c) 
d) 	e) 	f) 
_____	_____	_____
_____	_____	_____







2) Name these 2D shapes. Then, colour each internal angle to identify acute, obtuse and right angles.

blue  
acute angles

red  
obtuse angles

green  
right angles

grey  
reflex angles

a) 	b) 	c) 
d) 	e) 	f) 
_____	_____	_____
_____	_____	_____